

CCI Yearly Summary Report — 2024



In the heart of every cardiovascular professional, your passion to succeed is only surpassed by your passion to help others.

We see you, we hear you and we know you are essential. For more than 50 years, we are proud to be a part of delivering better patient care. We promise to support your educational experiences, connect you to a community of your peers, and cheer as you lead by example.

You are more than a cardiovascular credential holder, you are at the heart of all we do.

Governance

As a non-profit, we take our governance seriously. Our advisors, committees, and boards help to provide strategic advice, specific expertise, and industry insights to help maintain a relevant service offering to our credential holders and partners. 100% of exam areas are represented in our Governing body. CCI’s Board of Trustees is advised by a Board of Advisors representing each cardiovascular specialty field for which the corporation has a registry-level credential.

Executive Committee

- President
J Todd Belcik, BS, ACS, RCS, RDCS, FASE
- President-Elect / Executive Examination Chair
Travis Nay, BS, RCIS
- Treasurer
S. Michelle Bierig, PhD, ACS, RDCS, RDMS, RCS, CPHQ, FSDMS, FASE
- Secretary
Joe Giron, RN, CRT, CRAT, RCIS, RCES, CEPS
- Immediate Past President
Letitia Esbenshade-Smith, MS Ed, RCES, RCIS

Board of Trustees

- Advanced Cardiac Sonographer (ACS) Examination Chair
Matt Umland, ACS, RDCS, FASE
- Certificate Level (CCT & CRAT) Examinations Chair
Jacinta Fitzsimons, CCT, CRAT
- Congenital Cardiac Registry (RCCS) Examination Chair
Stephanie Nay, MBA, RCCS, FASE
- Electrophysiology Registry (RCES) Examination Chair
Stephanie Jasa, CEPS, RCIS, RCES
- Invasive Registry (RCIS) Examination Chair
Lee Ann Johnson, MHEd, RCIS
- Echocardiography Registry (RCS) Examination Chair
Elizabeth F. McIlwain, MHS, ACS, RCS, RDCS
- Phlebology Registry (RPhS) Examination Chair
Diana Neuhardt, RPhS, RVT, FSVU
- Vascular Registry (RVS) Examination Chair
Matthew B. Allen, MHA, RVS, RVT
- Public Member
Mark B. Edwards, Jr.

Board of Advisors

- Echocardiography
Kristen Billick, BS, ACS, RDCS, FASE
- Diagnostic Medical Sonography
Margaret M. Park, BS, ACS, RVT, RDCS, FSDMS, FASE
- Vascular Ultrasound
Clark Garcia, RCS, RVS
- Cardiovascular Education
Merri Bremer, EdD, RN, ACS, RDCS, FASE

Exam Committees

ACS

Chair

Matt Umland, RDCS, ACS, FASE

Members

Todd J. Belcik, BS, ACS, RCS, RDCS (AE)(PE), FASE
S. Michelle Bierig, PhD, ACS, RDCS, RDMS, RCS, CPHQ, FSDMS, FASE
Merri Bremer, EdD, RN, ACS, RDCS
Jeff Hill, BSBA, RDCS, FASE
Marti McCullogh, MBA, ACS, FASE
Carol Mitchell, PhD, ACS, RT(R), RDMS, RDCS, RVT, FSDMS, FASE
Ashlee Davis, BS, ACS, RDCS, FASE
Kristen Billick, BS, ACS, RDCS, FASE

CCT

Chair

Jacinta Fitzsimons, RN, CCT, CRAT

Members

Mark Berges, BHSc, RCS, RVS, CEHRS, CCT, PACC, FASE
Michael Reagan, RCIS, RCES
Sarah Lane, RCIS
Jason Decker, MS, CRAT, CCT
Sean McClean, CCT, RCIS
Kathy Booth, RS-BSN, RMA, RPT, CPhT, MS
Linda Aleman, CCT, CRAT

CRAT

Chair

Jacinta Fitzsimons, RN, CCT, CRAT

Members

Andrew Fahringer, MEd, CCT, CRAT
Latifah Tracy, CRAT

RCCS

Chair

Stephanie Nay, MBA, RCCS, FASE

Members

Shawn Cupp, RCS, RCCS
P. Nicole Duncan, RCCS
Elaine Shea, ACS, RCS, RCCS, RCIS
Craig Fleishman, MD
Melissa Wasserman, RCCS
Sue Poston, BS, RDCS, RVS, RCS, RCCS, FASE
Brandi Lang, RCCS
Neha Soni-Patel, MEd, BS, RCCS, RDCS, FASE
Joe Giron, RN, CRT (R)(F), CEPS, CRAT, RCIS, RCES, FHRS

RCES

Chair

Stephanie Jasa, RCIS, RCES, CEPS, MA, MHA

Members

Letitia Esbenshade-Smith, MS Ed, RCES, RCIS
Craig Klebsch, RCES, RCIS
Eric Chernuta, RCES, RCIS, CCT
T. Wayne Hinton, BSN, RN, RCIS, CEPS, RCES
Geordie Baker, MHA, CEPS, RCES, FACVP, FHRS
Jennifer Gillen, BS, RCES
Megan Hunsinger, MBA MHEd, MS, BS, RCIS, RCES, CRAT
Mary Smith, BS, RCES, RCIS
Lee Ann Johnson, MH Ed, RCIS
Allen Mirehouse, RCIS
Chris Nelson, MEd, RN, RCIS, FSICP
Karla Lautenbach, RCIS
Staci Sernulka, MBA, RCIS
Chris Steelman, MS, R.T.(R) (CI) (ARRT), RCIS, FACVP
Tom Michnowski, CRAT, RCIS
Latoya Payton, MEd, RCIS, LMRT
Kwan Seung Lee, M.B., B.Ch., M.D.

RCS

Chair

Elizabeth McIlwain, MHS, ACS, RCS, FASE

Members

Ken Horton, ACS, RCS, FASE
Karen Chin, BS, ACS, RCS, FASE
Sangeeta Shah, MD, FACC, FASE
Dan Borque, MS, ACS, RCS, FASE
Steven Walling, BS, ACS, RCS, RDCS, FASE
Eric Kallstrom, DSL, ACS, FASE, FAIUM, FACC
Triston Thompson, BS, ACS, RCS, RDCS, RVT, FASE

RPhS

Chair

Diana Neuhardt, RPhS, RVT, FSVU

Members

Donna Kelly, RPhS, RVT, RDMS
Lina Antonucci, RPhS, RVT, RDCS
Karl Hubach, MD, RPhS
Karen Gabby, MD, RPhS
Jessy Farris, MHS, RVT, RPhS

RVS

Chair

Matt Allen, MHA, RVS, RVT

Members

Lisa Cannon, RPhS, RVS, RVT
Pam Brower, BHSc, RVS, RVT
Asha Glenn, RVS, RVT, MS
Troy Russo, RVT, RVS, RDCS, RDMS
Gail Saize, BS, RPhS, RVS, RVT, FSVU
Ashley Upton, BS, RDMS, RVS, RVT
Melissa Warren, MHSc, RVS, RVT
Kayla Wieseckel, MHSc, RVT, RVS, RPhS
Cameron Williams, RVS


Our Credentials & Pass Rates

First-time test takers as of
December 31, 2023




For sonographers who practice at advanced levels in an echocardiography laboratory.

Pass Rate: 63%



For professionals working in the areas of ECG, Holter monitoring, and stress testing.

Pass Rate: 58%



For professionals who utilize specialized monitoring equipment to analyze cardiac rhythms.

Pass Rate: 55%



For professionals working in the area of pediatric and adult congenital cardiac ultrasound.

Pass Rate: 76%



For professionals who are working in the area of electrophysiology.

Pass Rate: 69%



For professionals who are working in the area of cardiac catheterization.

Pass Rate: 72%



For professionals working in the area of echocardiography.

Pass Rate: 72%



For professionals working in the area of venous ultrasound (phlebology).

Pass Rate: 56%



For professionals working in the area of vascular ultrasound.

Pass Rate: 59%

Credential Holder Count

As of December 31, 2023

10,147

registrants

hold the RCS credential

4417

registrants

hold the RVS credential

5648

registrants

hold the CCT credential

2472

registrants

hold the CRAT credential

1153

registrants

hold the RCES credential

8716

registrants

hold the RCIS credential

3883

registrants

hold the ACS credential

627

registrants

hold the RCCS credential

457

registrants

hold the RPhS credential

Compensation Impact Survey Results

CCI embarked on a journey to bring clarity and insights into the ever-evolving realm of compensation of credentialed cardiovascular professionals.

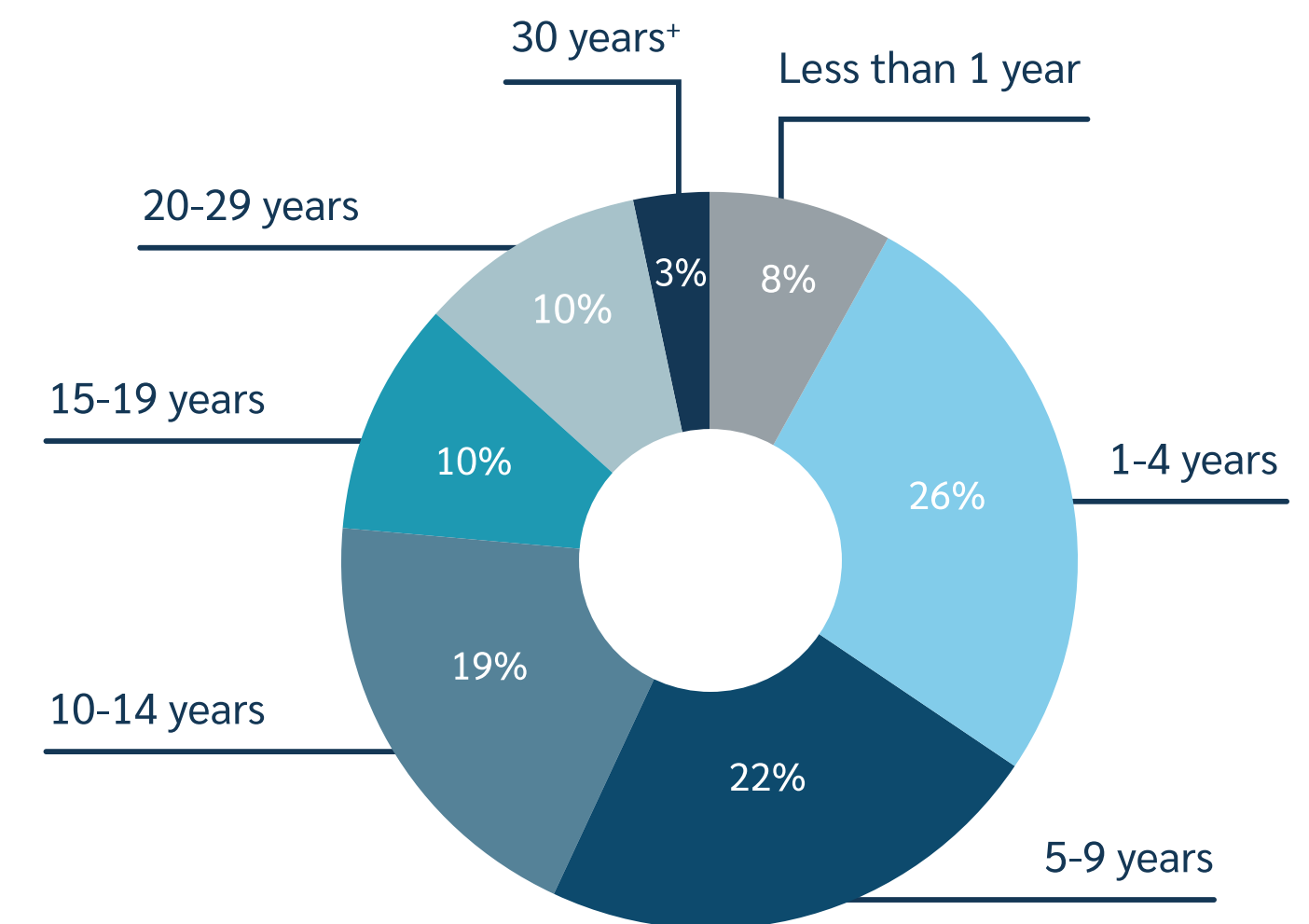
Our compensation impact survey garnered participation from a wide spectrum of CCI credential holders across the cardiovascular specialty areas. This comprehensive dataset has enabled us to paint a vivid picture of the compensation landscape, complete with valuable insights that can guide CCI credential holders, employers, policymakers, etc. It should help to inform decisions related to setting wages, designing compensation packages, and understanding market conditions.

In this report, you can expect to discover credential-specific insights on the following:

- Primary employment roles
- Educational background and cardiovascular training
- Benefits and wage satisfaction

Visit bit.ly/CCI-WageSurveyResults-Share to download the CCI Compensation Impact Survey Report.

The tenure of CCI Credential Holders since earning their first credential



Cardiovascular Educators' Forum

CCI held its 11th annual Cardiovascular Educators' Forum on May 31 – June 1, 2024, in Houston, Texas. Forty educators participated from both invasive and non-invasive cardiovascular technology programs.

Topics included:

- Optimizing Enrollment Growth: The Synergy of Hybrid Instruction and Strategic Outreach
- Clinical Sites; Obtaining, Developing, and Managing Them for Success
- CAAHEP – New Curriculum Maps: Taking Standards to Lab and Clinical Competencies
- Learning Strategies for Hybrid, Skills Lab, and Online Courses
- Artificial Intelligence in the Classroom
- Allied Health Career Path Awareness Among High School Students – National Consortium of Health Science Educators
- Beyond the Classroom: Take Part In the Impact of Social Media on Education
- Advanced Cardiac Sonography (ACS): A look at Where We've Been and What's Next
- Interactive Notebooks: Valuable Learning Tools for CVT Students
- Obligation of Teaching Applied Ethics to Medical Technology Students: A Review of Current Practices and Ethical Dilemmas
- The Value of Effective Mentorship

Educators from invasive cardiovascular technology, echocardiography, vascular ultrasound, and electrophysiology programs across the United States and Canada are invited to participate in this annual event.

Highlights

The **Aaron S. White Educational Grants** provide financial support to attend CCI-accepted continuing education events for cardiovascular specialty students and CCI registrants.

In 2023 we awarded two grant recipients: **Morgan Osborne** and **Nauman Shaik, RCIS**. Morgan is enrolled in the Ultrasound Certification Program at Duke University School of Medicine and is passionate about echocardiography. With the grant award she attended the 35th Annual Scientific Session of The American Society of Echocardiography in Portland, OR in June of 2024. Nauman is dedicated to staying current with the latest advancements in cardiovascular technology, procedures, and best practices. He attended the Pediatric Interventional Cardiovascular Symposium and Interventional Pediatric Cardiology in Istanbul, Turkey in April of 2024.

Registered Cardiac Invasive Specialist (RCIS) Exam Content Outline

The CCI Board of Trustees approved a revised Examination Matrix/Task Outline for the RCIS examinations administered on or after July 1, 2024.

Duties and Tasks	Approximate % of RCIS Exam
A. Conducting Pre-Procedural Activities	8%
B. Conducting Diagnostic Procedures	40%
C. Conducting Interventional Procedures	34%
D. Responding to Emergency Procedures and Protocols	13%
E. Conducting Post-Procedural Activities Reports	5%

The examination content is based on the findings of a Job Task Analysis (JTA), which describes the overall tasks that an RCIS is expected to perform on the job and general areas of knowledge that are needed to perform the tasks. A JTA is performed every 5 years for all nine of the examinations that CCI offers to keep exams relevant to current practices in the field.

2024 Events

May 2 – 4: Society for Cardiovascular Angiography & Interventions 2024 Scientific Sessions | Long Beach, CA

May 16 – 19: Heart Rhythm Society Annual Meeting | Boston, MA

May 31 – June 1: Cardiovascular Educator’s Forum | Houston, TX

June 14 – 16: American Society of Echocardiography 35th Annual Scientific Sessions | Portland, OR

June 19 – 22: Society for Vascular Ultrasound/Society for Vascular Surgery Annual Conference | Chicago, IL

July 12 – 13: International Foundation for Sonography Education and Research 2024 Educator’s Summit | Philadelphia, PA

September 26 – 28: Society of Diagnostic Medical Sonography Annual Conference | New Orleans, LA

October 10 – 13: 2024 American Vein and Lymphatic Society 38th Annual Congress | Chicago, IL

October 15 – 18: 2024 National Consortium of Health Science Educators Conference | Glendale, AZ